



## Salinity Variability Due to Rivers

Last 6 Months




87%

Since 1/1/2023



68%

2014-2021



86%