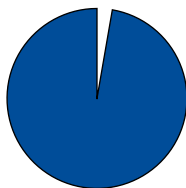



Salinity Variability Due to Rivers

Last 6 Months




97%

Since 1/1/2022



72%

2014-2021



86%